


BUCHER PUMP to TWO-FUNCTION WIRELESS REMOTE

PM3551 Bucher Pump



PIERCE

Pierce Arrow Inc. • www.piercearrowinc.com • 1-800-658-6301
549 U.S. HWY 287 S. • Henrietta, Texas 76365

CATEGORY

PUMP

PART NO.

PM3551

PRODUCT DESCRIPTION

Bucher Pump to Two-Function Remote







WIRING DESCRIPTION

This chart depicts wiring of a Bucher PM3551 pump.
NOTE: Use #16 or #18 gauge wires for all connections. Use a 5/16-18" x 3/4" bolt for the ground connection. Wiring not included.

WIRING CHART

Connect the wires to the corresponding signs.

NOTE: Two PEG5814 diodes must be used in this application if connecting to a two-function wireless remote. Wireless remote controls with a master output do not need a diode.

- | | | | |
|---|--------|---|----------------------------|
|  | GROUND |  | PEG5814
Diode to Coil 1 |
|  | 12V | | |
|  | COIL 1 |  | PEG5814
Diode to Coil 2 |
|  | COIL 2 | | |